STAFF REPORT

TO: Council

FROM: Erin Hartley, Deputy CAO

APPROVED BY: Warren MacLeod, Chief Administrative Officer

DATE: December 11, 2024

SUBJECT: **2024 Municipal Election – Summary Report**

ORIGIN

Completion of the 2024 Municipal Election.

BACKGROUND

The Municipality of Shelburne decided to continue with a fully electronic municipal election this year.

The election budget was set at $30,000. Wanda Atkinson was hired as the Municipality's Returning Officer with Anita Demings and Erin Hartley acting as Assistant Returning Officers and Jessie Dyer acting as the Municipality's Election Auditor.

DISCUSSION

Municipal Elections were held on October 19, 2024. The advanced polling period was held October 7-19, 2024. Races were held in Districts 1,3, 5 and 7, all other Councillors were acclaimed.

With a fully electronic election, statistics can be broken down very specifically. A full report from Intelivote, our service provider, is included. Statistics are broken down in the following categories:

- Election Statistics - general stats for your election.
- Participation Statistics – a breakdown of participation percentages for each race.
- Voting Time Breakdown - a breakdown of voting activity by date and time.
- Internet Voting Sessions – a breakdown of what devices electors used to connect to the voting system via internet. Keep in mind that a 'session' is when

an elector successfully inputs their PIN in the system. The elector doesn't have to successfully vote in order to create a session. For example, one elector could create 2 voting sessions.

- Age - breakdown of electors by age and age participation rates.

Overall the election ran smoothly. In addition to offering online and telephone voting we also had a voting kiosk in the municipal office for those who required assistance or didn't have access to a telephone or electronic device. Approximately 70 people used the kiosk. We had a voter helpline open during regular business hours for the entire advanced polling period for support. The voter participation rate in two districts was high compared to previous elections.

From staff perspective, the electronic election system is much more efficient, cost effective and reliable in terms of immediate results and counts. There were no formal concerns expressed from residents to the election staff.

We came in under budget at approximately $26,000, bringing our final total within a reasonable range of our initial budget.

For future elections we should have an Ipad or touch screen laptop available because some residents struggled with using a mouse.

ATTACHMENTS

Intelivote Systems Inc. Statistics Breakdown

intelivote systems inc

MUNICIPALITY OF THE DISTRICT OF SHELBURNE
2024 MUNICIPAL & CSAP ELECTIONS

ELECTION STATISTICS

Prepared by: Intelivote Systems Inc.
Date: October 30, 2024

intelivote systems inc

2024 Municipality of the District of Shelburne Municipal and CSAP Elections
Election Statistics

	Information Base	Number	%
1	Number of eligible electors in system.	2,168	
2	Number of electors who cast at least one ballot.	1,003	
3	Participation rate.	**46.3%**	
4	Voters who used the internet to vote.	753	75.1%
5	Voters who used the phone to vote.	250	24.9%
7	Average amount of time a voter spent voting using the Internet.	1 min 43 sec	
8	Average amount of time a voter spent voting using the telephone.	3 min 9 sec	

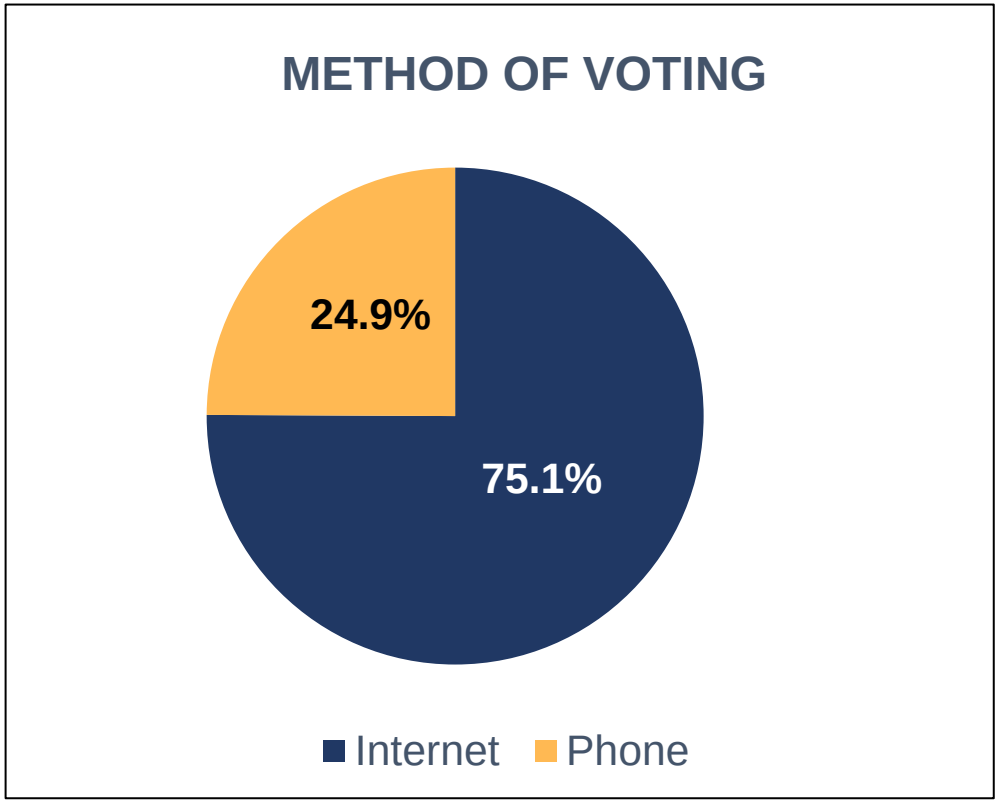

intelivote systems inc

2024 Municipality of the DIstrict of Shelburne
Municipal and CSAP Elections
Participation Statistics

		Total Eligible Electors	Participated Eligible Electors	Total %	Internet Votes	Internet %	Phone Votes	Phone %
1	Election Overall	2168	1003	46.3%	753	75.1%	250	24.9%

	RACE	Total Eligible Electors	Participated Eligible Electors	Total %	Internet Votes	Internet %	Phone Votes	Phone %	Spoiled Ballots	Spoil %	Declined Ballots	Declined %
2	Councillor D1	485	165	34.0%	125	75.8%	40	24.2%	0	0.0%	0	0.0%
3	Councillor D3	574	316	55.1%	232	73.4%	84	26.6%	0	0.0%	0	0.0%
4	Councillor D5	570	390	68.4%	298	76.4%	92	23.6%	0	0.0%	1	0.3%
5	Councillor D7	539	132	24.5%	98	74.2%	34	25.8%	0	0.0%	3	2.3%

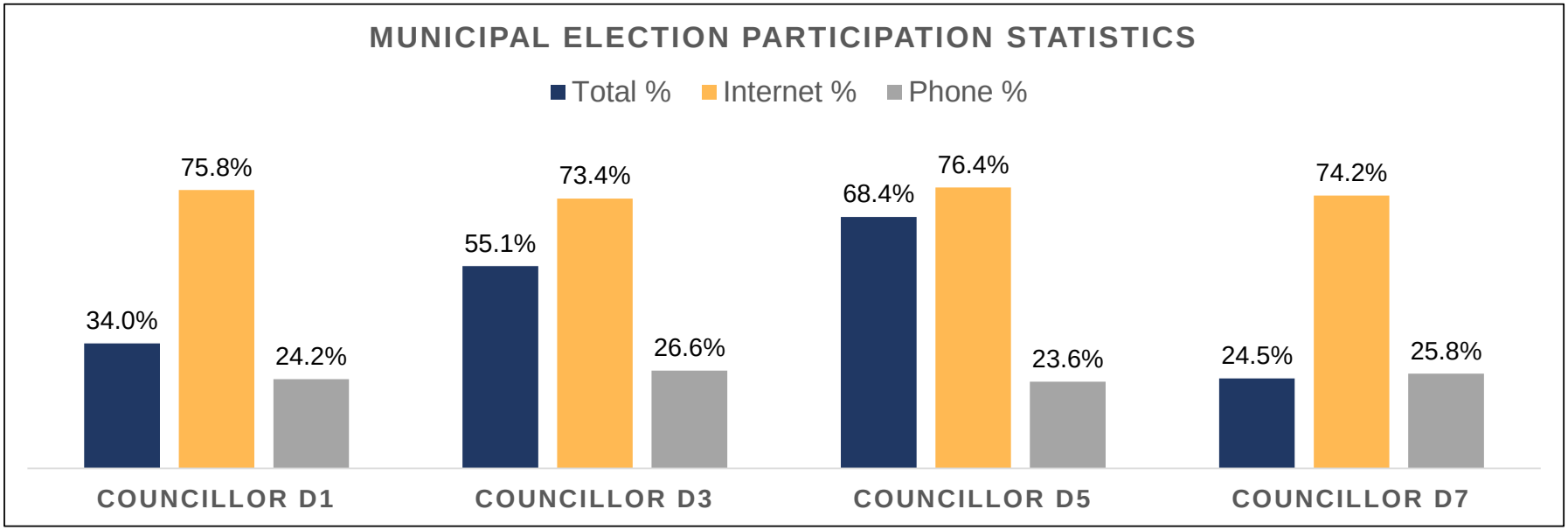

intelivote systems inc

2024 Municipality of the District of Shelburne Municipal and CSAP Elections
Voting Time Breakdown

Date & Time	07-Oct	08-Oct	09-Oct	10-Oct	11-Oct	12-Oct	13-Oct	14-Oct	15-Oct	16-Oct	17-Oct	18-Oct	19-Oct	Grand Total	%/Hr.
12:00 AM														**0**	0.0%
1:00 AM		2												**2**	0.2%
2:00 AM														**0**	0.0%
3:00 AM														**0**	0.0%
4:00 AM														**0**	0.0%
5:00 AM										2				**2**	0.2%
6:00 AM		1									2			**3**	0.3%
7:00 AM		2	1	3	3						6	1	5	**21**	2.1%
8:00 AM	12	7	5	1	1	3	2	3	3	3	4	2	6	**52**	5.2%
9:00 AM	11	10	4	2	4		4	6	8	16	4	15	12	**96**	9.6%
10:00 AM	7	11	14	10	5	5	1	12	8	21	8	12	10	**124**	12.4%
11:00 AM	10	12	3	6	7	5	2	7	9	2	6	7	13	**89**	8.9%
12:00 PM	6	10	6	2		4	2	2	9	5	11	4	16	**77**	7.7%
1:00 PM	12	4	2	5	3			1	10	15	7	6	9	**74**	7.4%
2:00 PM	9	7	6	1	4	2	2		19	17	6	4	16	**93**	9.3%
3:00 PM	8	3	6	4	2	1	6	6	10	9	4	9	10	**78**	7.8%
4:00 PM	6	5	1		4	2	1	1	5	8	8	5	16	**62**	6.2%
5:00 PM	3	2	2	1	2		1	4	4	11	8	5	8	**51**	5.1%
6:00 PM	12	8	3	2	9	1		3	6	3	6	4	11	**68**	6.8%
7:00 PM	3	7	4	4	2	2		3	5	4	5	4		**43**	4.3%
8:00 PM	2	2	4	5	7	1				4	3	5		**33**	3.3%
9:00 PM		1	5	3				4	3	5	1	3		**25**	2.5%
10:00 PM	2				1		1			1				**5**	0.5%
11:00 PM	1								1		3			**5**	0.5%
Grand Total	**104**	**94**	**66**	**49**	**54**	**26**	**22**	**52**	**100**	**126**	**92**	**86**	**132**	**1,003**	100.0%
%/Day	10.4%	9.4%	6.6%	4.9%	5.4%	2.6%	2.2%	5.2%	10.0%	12.6%	9.2%	8.6%	13.2%		

intelivote systems inc

2024 Municipality of the District of Shelburne Municipal and CSAP Elections
Voting Time Breakdown

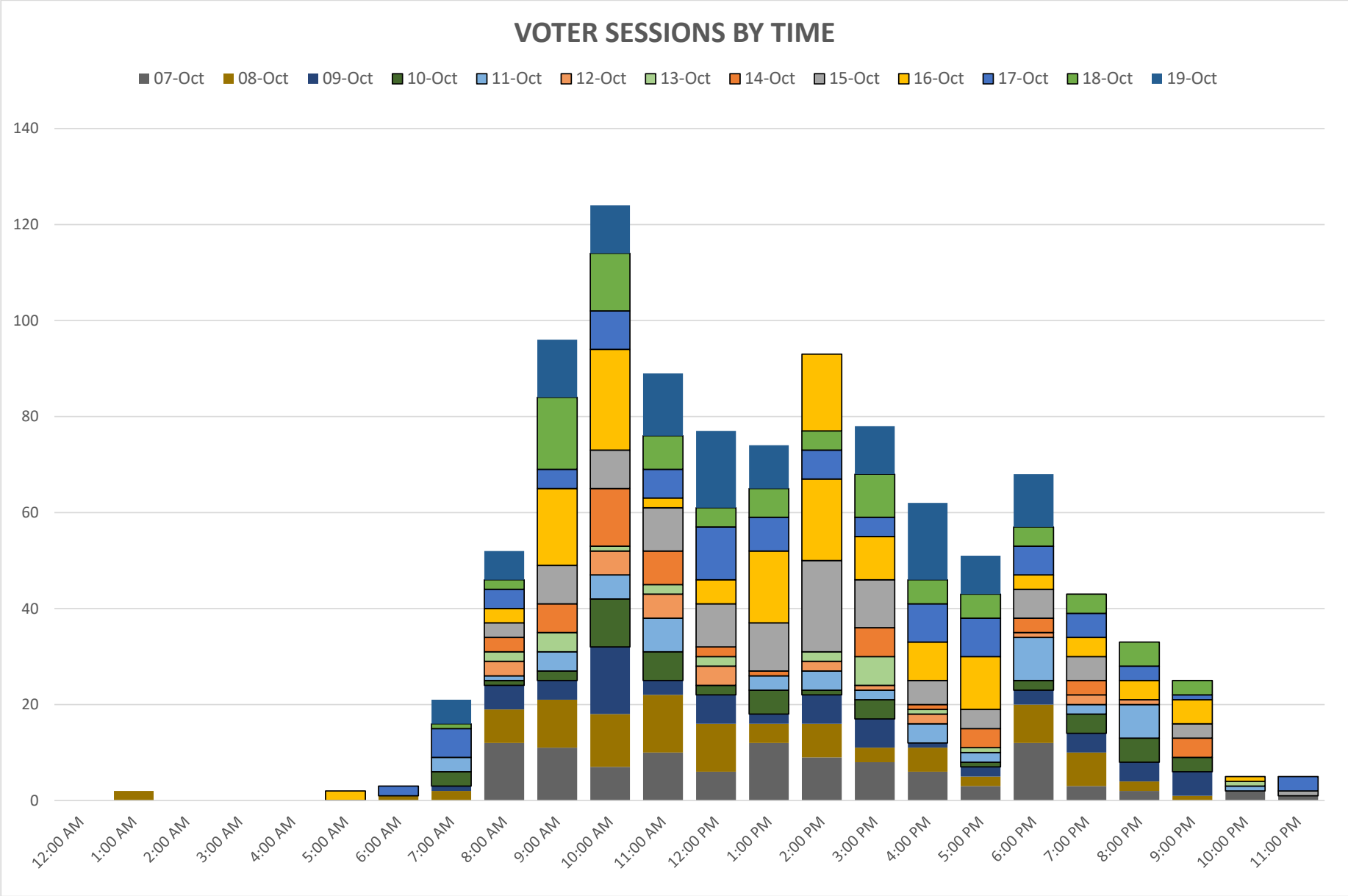

intelivote systems inc

2024 Municipality of the District of Shelburne Municipal and CSAP Elections
Internet Voter Sessions

Device	Operating System	Voter Sessions
Computer	Linux	15
	Macintosh	113
	Windows 7	3
	Windows 10/11	273
Smart Phone	Android	137
	iPhone	190
Tablet	iPad	23
Total		754

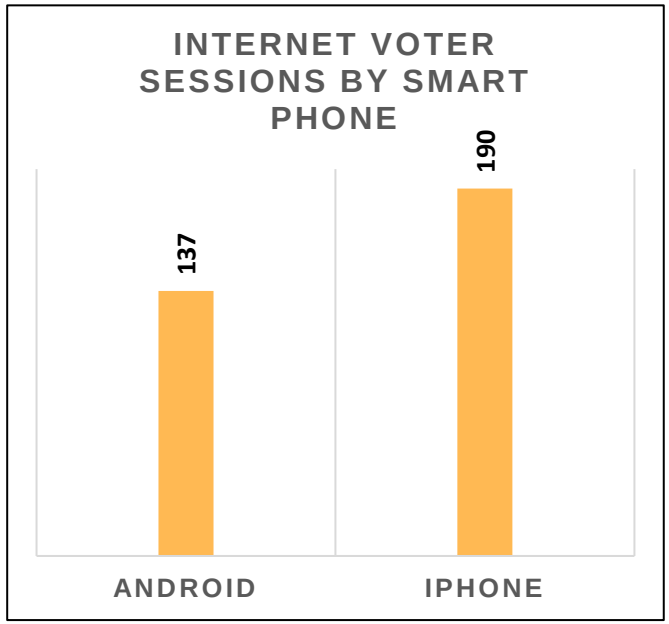

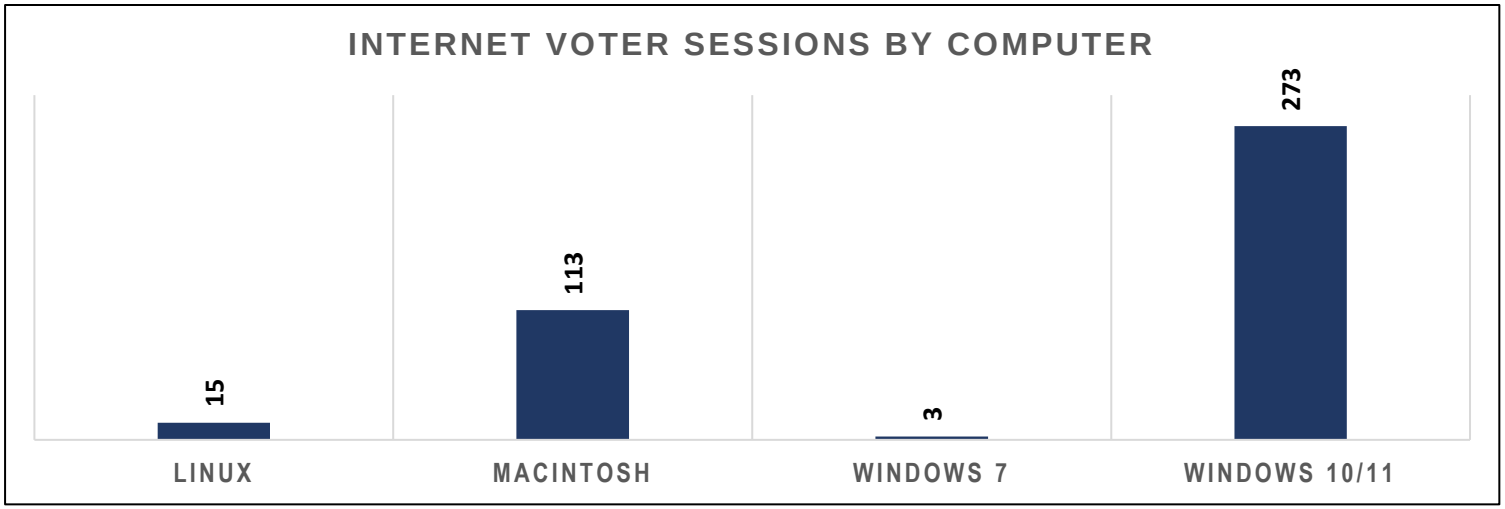

intelivote systems inc

2024 Municipality of the District of Shelburne
Municipal and CSAP Elections
Age Statistics
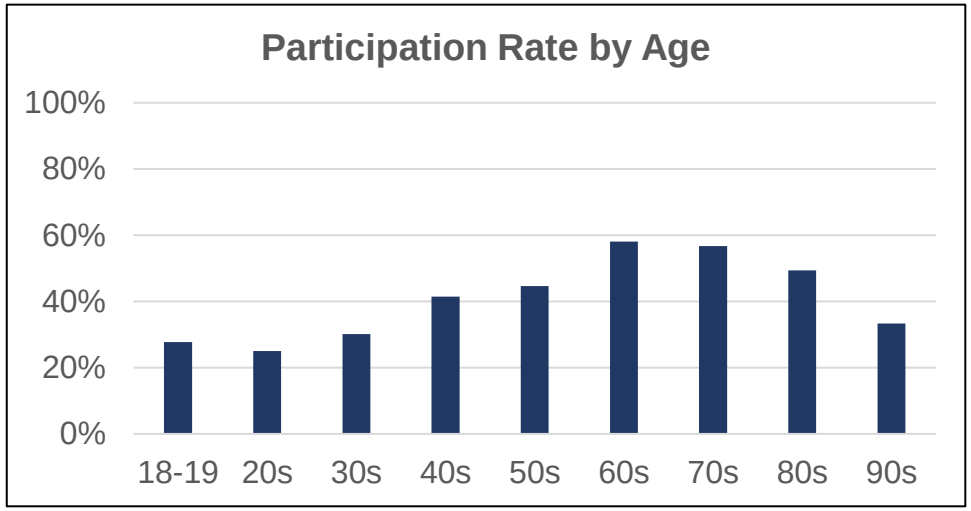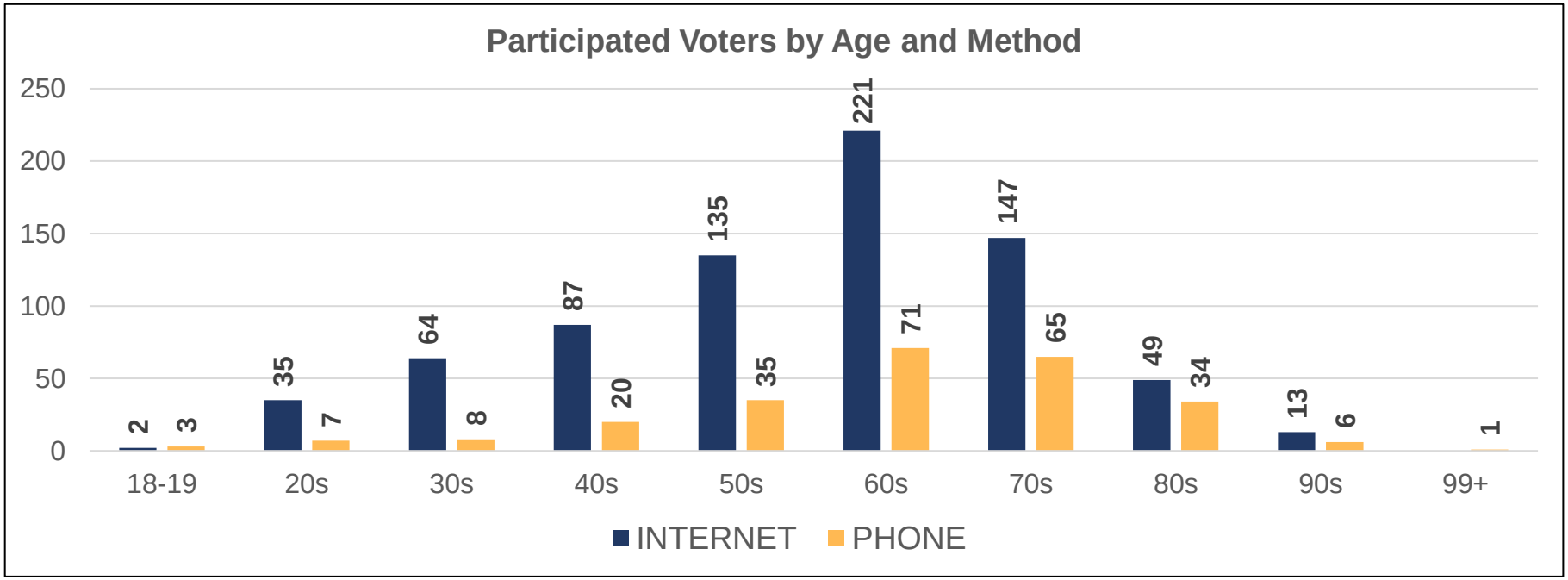
Age Breakdown of Who Voted					
Age	ELIG.	VOTED	INTERNET	PHONE	% Part.
18-19	18	5	2	3	27.8%
20s	168	42	35	7	25.0%
30s	239	72	64	8	30.1%
40s	258	107	87	20	41.5%
50s	381	170	135	35	44.6%
60s	503	292	221	71	58.1%
70s	374	212	147	65	56.7%
80s	168	83	49	34	49.4%
90s	57	19	13	6	33.3%
99+	2	1		1	0.0%
Total	**2,168**	**1,003**	**753**	**250**	**46.3%**