

5(a)

Sou'West Nova Transit

Looking Back and Moving Forward

Who We Are

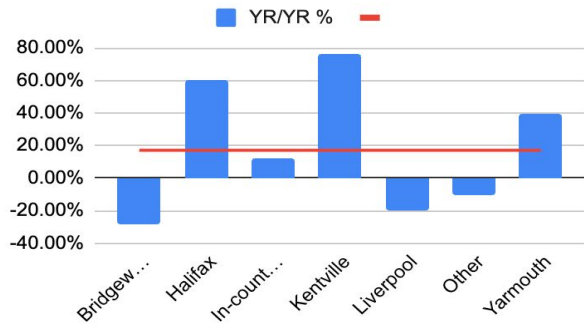
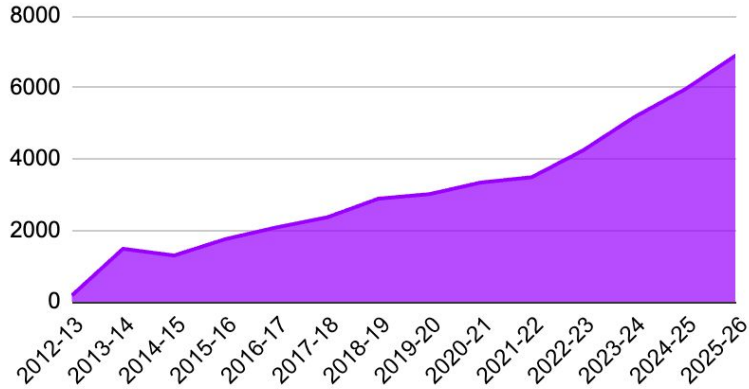
Sou'West Nova Transit is a non-profit, community-based rural transportation provider serving residents throughout Shelburne County.

We provide safe, reliable, and accessible transportation that connects people to essential services, including healthcare, food, employment, education, and community activities.

Our mission is to reduce transportation barriers and ensure all residents—especially seniors, individuals with disabilities, those facing financial challenges, and people without access to a vehicle—can remain active, independent, and connected within their communities.

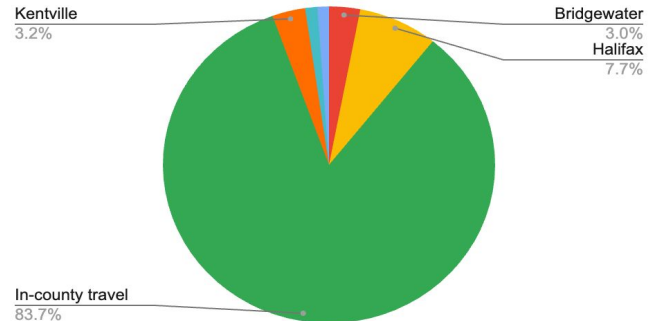
FY 25/26 In Numbers - County

Rides per Year



Reason for Trip	Total	%
Medical Appointments	3,765	53.56%
Access to Food	1,442	20.51%
Shopping/Errands	622	8.85%
Social & Recreational Connections ("Social Isolation")	432	6.15%
Social Enterprise	362	5.15%
Other	171	2.44%
Work	153	2.17%
Education	82	1.17%
Training	0	0.00%
Physical Activity ("Recreation")	0	0.00%
COVID-19 Vaccination	0	0.00%

Destinations



FY 25/26 - What Did We Do?

1. Increased ridership by 17% y/y
2. Increased operating hours to include Saturdays and 9-5 Mon-Fri Dispatch
3. Increased fare subsidies to better support those residents experiencing financial hardships
4. Increased on-demand rides
5. Increased our capacity to serve riders with disabilities
6. Decreased our Carbon Footprint

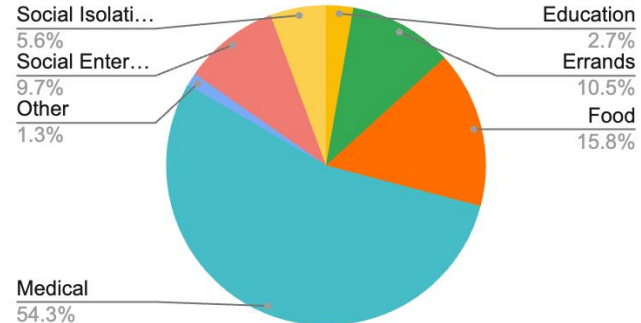
Subsidy Grid			
	Individual Income	Household Income	Fare Reduction
TIER 1	Under \$17,000	Under \$25,000	80%
TIER 2	\$17,001 to \$22,500	\$25,001 to \$30,000	70%
TIER 3	\$22,501 to \$25,000	\$30,001 to \$37,000	60%
TIER 4	\$25,001 to \$30,000	\$37,001 to \$45,000	40%

For the Municipality of the District of Shelburne

- ❖ 429 Riders Registered with SWNT, representing 30% of total ridership
- ❖ 2630 rides for this year. 38% of rides
- ❖ Subsidies Distributed : \$30,248
- ❖ Funding Provided: \$23,600
- ❖ Provided transportation to Several Events:
 - Giant Pumpkin Regatta
 - Dock St Days
 - Miracle on Dock St

Destination	SUM of
	14
Bridgewater	82
Halifax	146
In-county travel	1864
Kentville	84
Liverpool	22
Other	17
Yarmouth	403
Grand Total	2632

Trip Rational



FY 25/26

- ★ We are projecting an 18% ride increase
- ★ We will establish a link with Bridgewater and Yarmouth
- ★ Increase our on-demand services for existing riders
- ★ We will establish a mini-bus service based on Newcomer and community feedback
- ★ Continue delivering an exceptional level of service
- ★ Ensure all residents that require a ride are serviced/have the opportunity to be serviced
- ★ Continue to make ourselves available for community events
- ★ Work with Feed Nova Scotia and Shelburne Greenhouse to distribute produce to those in need

FY 25/26 Funding Ask

Unit Breakdown					Total Ask	\$94,430.28
	# of Rides YTD	% rides	Population	% of population	Blended	Funding Ask
MODB	2275	42.37%	6523	47.55%	44.96%	\$42,459.16
MODS	1994	37.14%	4336	31.61%	34.37%	\$32,460.19
TOCH	238	4.43%	725	5.29%	4.86%	\$4,588.49
TOL	244	4.54%	476	3.47%	4.01%	\$3,784.18
TOS	604	11.25%	1644	11.99%	11.62%	\$10,970.39

Our Financial Ask	Last Year	This Year's Funding Ask	Chg YY
Municipality of the District of Barrington	\$33,000.00	\$42,459.16	\$9,459.16
Municipality of the District of Shelburne	\$37,000.00	\$32,460.19	-\$4,539.81
Town of Clark's Harbour	\$1,500.00	\$4,588.49	\$3,088.49
Town of Lockeport	\$500.00	\$3,784.18	\$3,284.18
Town of Shelburne	\$4,100.00	\$10,970.39	\$6,870.39



Thank you for your Support,
and Collaboration

